



DATA SHEET

4FL, SUNGWOAUTO BLDG., 609, BONGEUNSA-RO, GANGNAM-GU, SEOUL, KOREA

TEL : +82-2-2189-0955 / FAX : +82-2-2189-0930 / URL : <http://www.solite.co.kr>

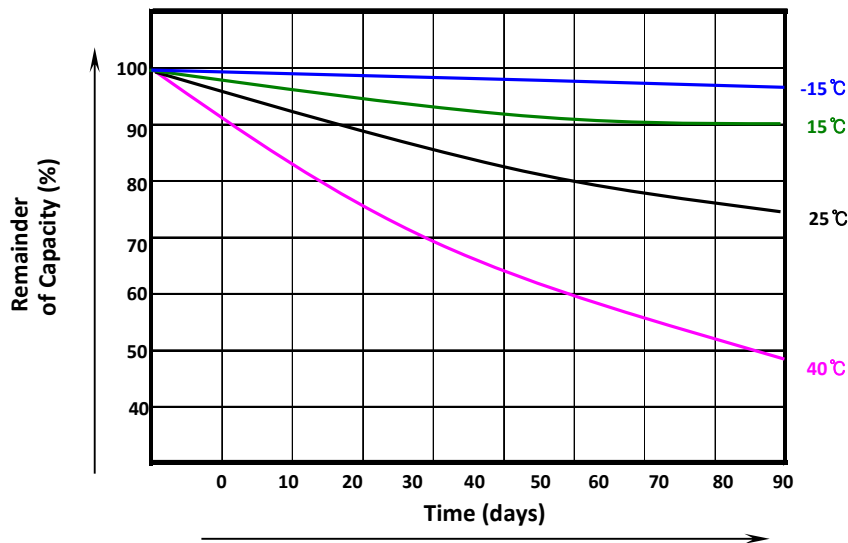
**HYUNDAI SUNGWO
SOLITE**

MODEL NO. : CMF200L

Specification

Norminal Voltage	12V	
Norminal Capacity(20Hr)	200Ah	
SAE CCA(Cold Cranking Ampere)	1100CCA	
RC (Rerserve Capacity)	430Min.	
Charge Rate Acceptance Test	23.3A	
Dimension	Length	503mm
	Width	261mm
	Container Height	217mm
	Total Height (with Terminal)	239mm
	Approximate Weight	Approx 50.1kg
Terminal Shape	Standard shape according to SAE standard	
Terminal Layout	Layout 3	
Container Material	PP(polypropylene)	
Norminal Operating Temp. Range	25±3 °C (77±5 °F)	
	40 °C (104 °F)	105%
	0 °C (32 °F)	85%
Capacity affected by Temperature	25 °C (77 °F)	100%
	0 °C (32 °F)	85%

Self-discharge Characteristic

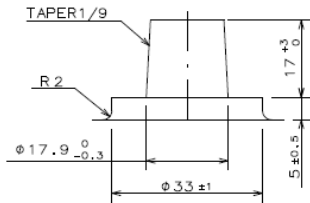
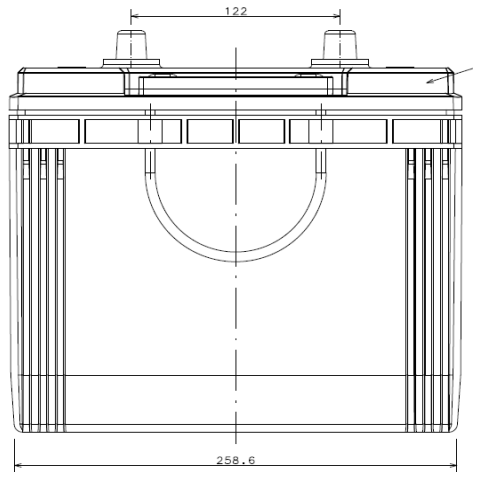
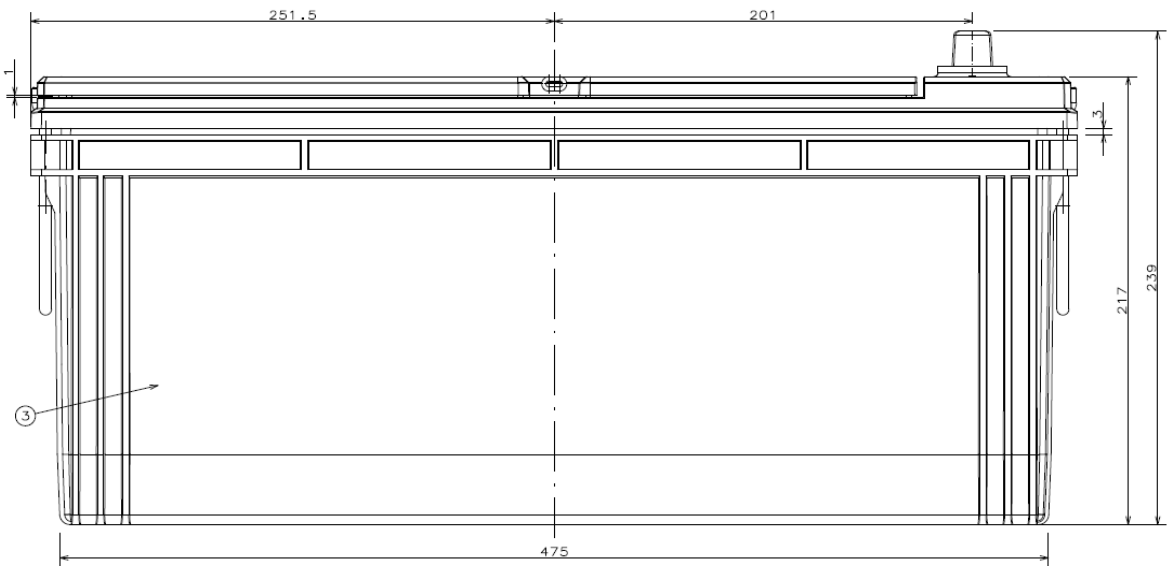
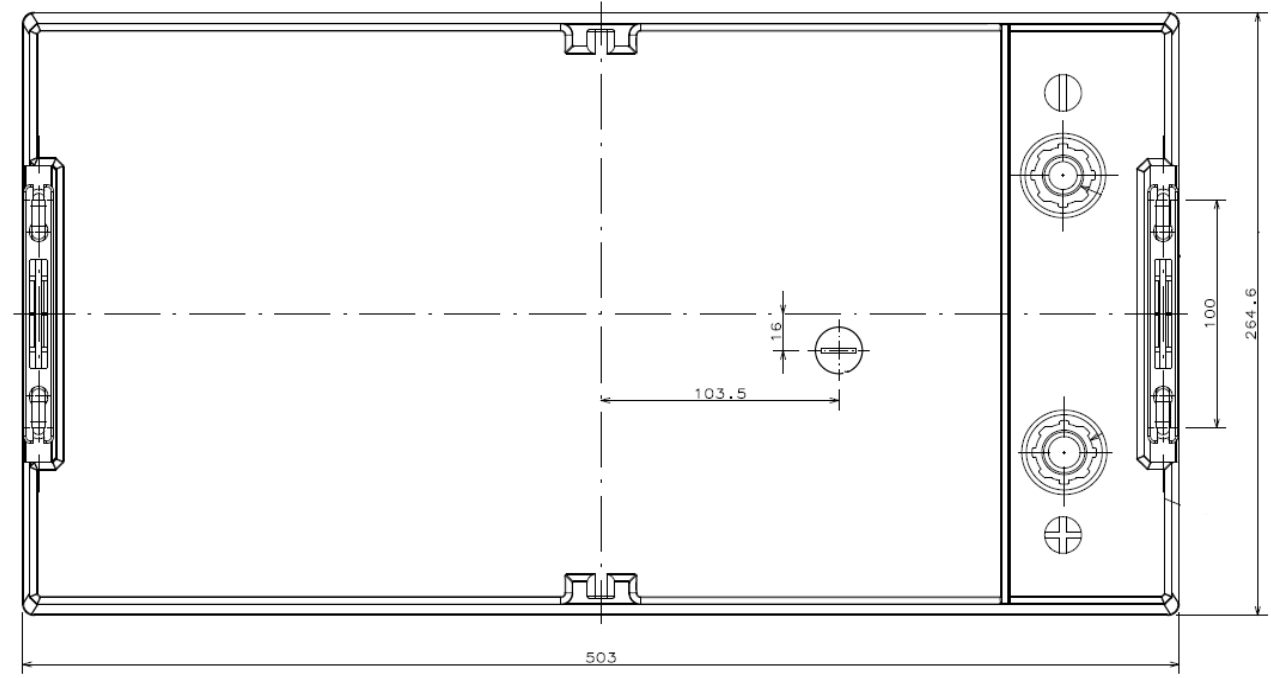


Test definition (SAE J537-2000)

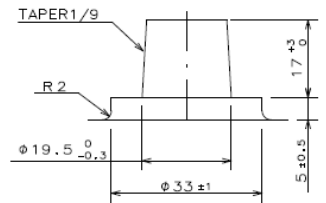
SAE CCA : The battery shall be discharged at specified SAE CCA under -18 °C. This discharge terminated when the battery voltage reaches 7.2V. The discharge time(sec.) should be longer than 30s(±0.2s).

RC : The battery shall be discharged with a current of 25A until the terminal voltage falls to 10.50V ± 0.05V. The duration (min.) of discharge shall be recorded.

Drawing



NEG TERMINAL



POS TERMINAL