

KB6120 6V 12Ah



The KB Standard series consists in VRLA batteries - AGM technology (Absorbent Glass Mat), with a design life of 3-5 years and it is designed for general applications such as UPS, telecommunications and electrical applications.



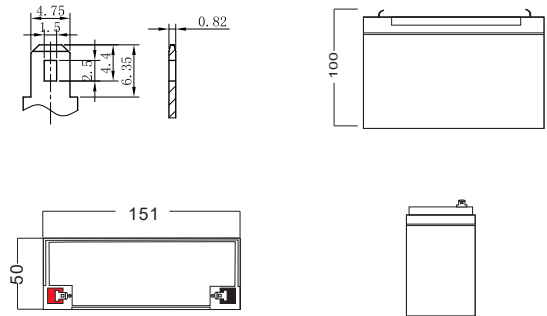
Performance Characteristics

Nominal Voltage	6V	
Dimensions	Length (mm / inch)	151 / 5.94
	Width (mm / inch)	50 / 1.97
	Height (mm / inch)	94 / 3.70
	Total Height (mm / inch)	100 / 3.94
Approx Weight	(Kg / lbs) 1.70 / 3.75	
Design Life	5 years	
Terminal	F1	
Container Material	UL94-V0	
Rated Capacity	12.0Ah / 0.600A	(20hr, 1.75V / cell, 25°C / 77°F)
	11.3Ah / 1.13A	(10hr, 1.75V / cell, 25°C / 77°F)
	10.5Ah / 2.09A	(5hr, 1.75V / cell, 25°C / 77°F)
	7.92Ah / 7.92A	(1hr, 1.60V / cell, 25°C / 77°F)
Max. Discharge Current	180A (5s)	
Internal Resistance	Approx 11.0mΩ	
Operating Temp. Range	Discharge : -20 ~ 50°C (-4 ~ 122°F)	
	Charge : -20 ~ 50°C (-4 ~ 122°F)	
	Storage : -20 ~ 50°C (-4 ~ 122°F)	
Cycle Use	Initial Charging Current less than 3.00A	
	Voltage: 7.20V ~ 7.50V at 25°C (77°F)	
	Temp. Coefficient: -15mV/°C	
Standby Use	Initial Charging Current less than 3.00A	
	Voltage: 6.75V ~ 6.90V at 25°C (77°F)	
	Temp. Coefficient: -9mV/°C	
Capacity affected by Temperature	40°C (104°F)	103%
	25°C (77°F)	100%
	0°C (32°F)	86%
Self Discharge	Fully charged Kaise Standard Series batteries may be stored for up to 6 months at 25°C (77°F) and then a freshening charge is required. For higher temperatures the time interval will be shorter.	

Discharge Constant Current (Amperes) at 25°C (77°F)

Volts/cell	5min	10min	15min	30min	1h	3h	5h	10h	20h
1.80V	33.0	25.1	17.2	13.2	6.71	2.94	2.00	1.10	0.576
1.75V	35.9	26.6	18.5	13.6	6.95	3.11	2.09	1.13	0.600
1.70V	38.6	28.0	19.8	14.0	7.20	3.16	2.18	1.15	0.612
1.67V	47.2	29.8	21.2	14.4	7.44	3.22	2.21	1.18	0.624
1.60V	47.5	31.1	23.2	15.2	7.92	3.31	2.26	1.19	0.636

Dimensions and Terminal (Unit: mm (inches))



Applications

- | | |
|----------------------------|---------------------------------------|
| Alarm systems | Marine equipment |
| Cable television | Medical equipment |
| Communications Equipment | Micro processor based office machines |
| Control Equipment | Portable cine & Video lights |
| Computers | Solar powered systems |
| Electronic Cash Registers | Telecommunications systems |
| Electric Test Equipment | Television & Video recorders |
| Emergency lighting systems | Toys |
| Fire & Security | Uninterruptible power supply systems |
| Geophysical equipment | Vending machines |

Certifications

ISO 9001 / ISO 14001



Discharge Current vs. Discharge Voltage

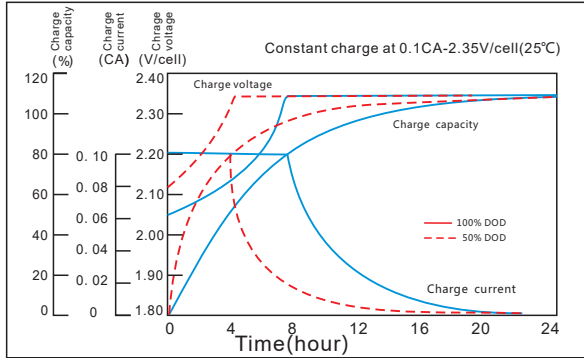
Final discharge voltage V/CELL	1.8	1.75	1.7	1.6
Discharge current [A]	$I \leq 0.1CA$	$0.25CA \geq I > 0.1CA$	$0.55CA \geq I > 0.25CA$	$I > 0.55CA$

Discharge Constant Power (Watts per cell) at 25°C (77°F)

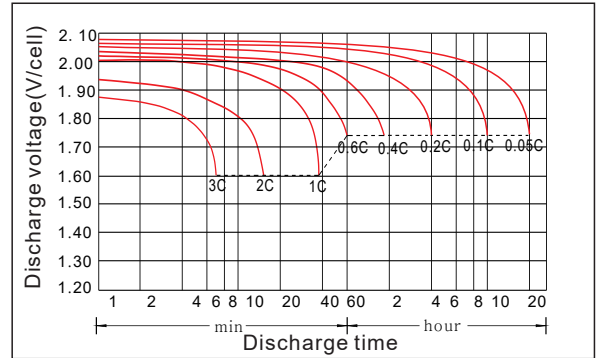
Volts/cell	5min	10min	15min	30min	1h	2h	3h	5h	10h
1.80V	61.2	48.2	35.0	24.9	12.7	7.78	5.74	3.88	2.14
1.75V	68.2	49.8	36.6	25.1	12.9	7.84	5.90	3.98	2.19
1.70V	75.2	51.4	38.0	25.4	13.2	8.02	5.98	4.06	2.24
1.67V	82.2	53.0	39.8	25.5	13.7	8.18	6.08	4.18	2.26
1.60V	89.2	56.0	42.4	25.6	14.5	8.50	6.26	4.26	2.30

(Note) The above characteristics data are average values obtained within three charge/discharge cycles not the minimum values.

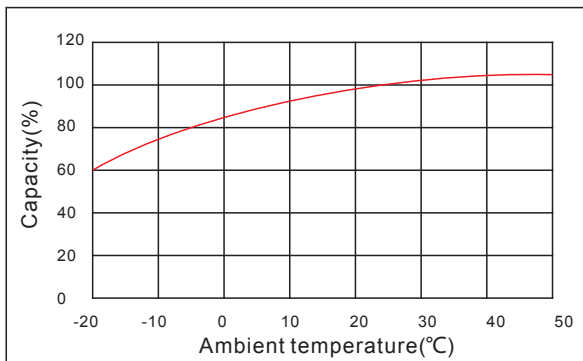
Charging Characteristics



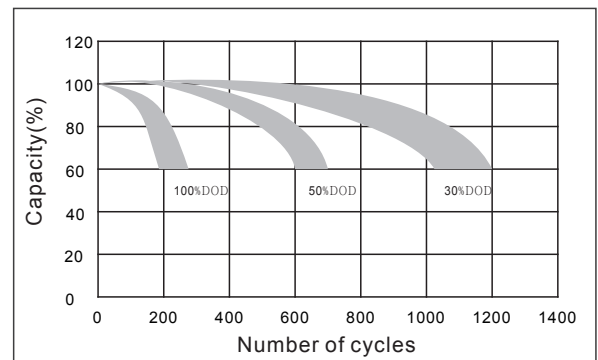
Discharge Characteristics



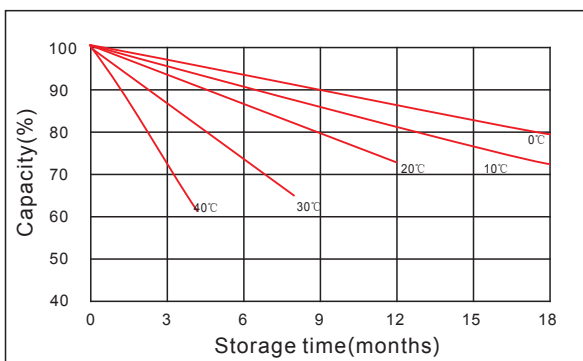
Temperature Effects in Relation to Battery Capacity



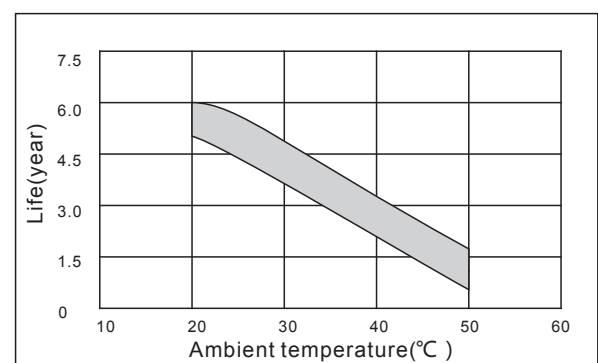
The effect of discharge depth on cycle life



Curves of self-discharge



The effect of temperature on float life



IMPORTANT NOTE: The specifications presented herein are subject to revision without notice.

