

PBCG SERIES -Deep Cycle GEL

PBCG12-12(12V12Ah)

Specification

Nominal Voltage	12V	
Nominal Capacity(20HR)	12.0Ah	
Dimensions	Length	151 ± 2mm
	Width	98 ± 1mm
	Container Height	95 ± 1mm
	Total Height (with Terminal)	101 ± 2mm
Approx Weight	Approx 3.4 kg	
Terminal	T2	
Container Material	ABS	
Rated Capacity	12.0 Ah/0.60A	(20hr, 1.80V/cell, 25° C)
	11.2 Ah/1.12A	(10hr, 1.80V/cell, 25° C)
	9.6 Ah/1.92A	(5hr, 1.75V/cell, 25° C)
	9.0 Ah/3.00A	(3hr, 1.75V/cell, 25° C)
	7.32 Ah/7.32A	(1hr, 1.60V/cell, 25° C)
Max. Discharge Current	140A (5s)	
Internal Resistance	Approx 14mΩ	
Operating Temp. Range	Discharge : -20 ~ 55°C	
	Charge : 0 ~ 40°C	
	Storage : -20 ~ 50°C	
Nominal Operating Temp. Range	25±3° C	
Cycle Use	Initial Charging Current less than 3.6 A. Voltage	
	14.4V~15.0V at 25° C Temp. Coefficient -30mV/°C	
Standby Use	No limit on Initial Charging Current Voltage	
	13.5V~13.8V at 25° C Temp. Coefficient -20mV/°C	
Capacity affected by Temperature	40° C	103%
	25° C	100%
	0° C	86%
Self Discharge	PBCG series batteries may be stored for up to 9 months at 25° C and then a freshening charge is required. For higher temperatures the time interval will be shorter.	



Applications

- ◆ Telecommunications
- ◆ Solar system
- ◆ Wind power system
- ◆ Wheelchair
- ◆ Floor cleaning machines
- ◆ Golf trolley
- ◆ Boats

Intertek



Constant Current Discharge (Amperes) at 25 °C (77°F)

F.V/Time	20min	30min	45min	1h	2h	3h	4h	5h	6h	8h	10h	20h
1.85V/cell	11.40	9.12	6.96	5.64	3.60	2.76	2.28	1.80	1.56	1.32	1.06	0.58
1.80V/cell	13.56	10.68	7.56	6.36	3.84	2.88	2.40	1.86	1.68	1.49	1.12	0.60
1.75V/cell	14.64	11.16	8.04	6.60	3.96	3.00	2.52	1.92	1.74	1.56	1.15	0.62
1.70V/cell	15.36	11.64	8.52	6.84	4.08	3.12	2.62	2.04	1.80	1.74	1.19	0.65
1.65V/cell	16.20	12.00	8.88	7.08	4.32	3.24	2.70	2.16	1.86	1.80	1.24	0.67
1.60V/cell	16.80	12.60	9.24	7.32	4.56	3.36	2.82	2.28	1.98	1.92	1.28	0.70

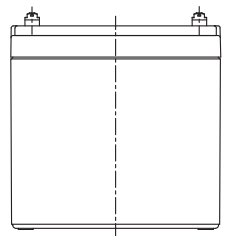
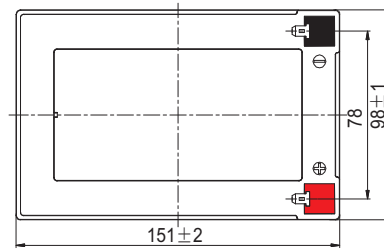
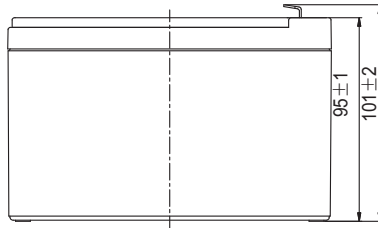
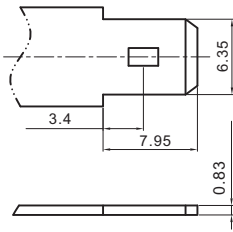
Constant Power Discharge (Watts/cell) at 25 °C (77°F)

F.V/Time	20min	30min	45min	1h	2h	3h	4h	5h	6h	8h	10h	20h
1.85V/cell	21.09	16.87	12.88	10.43	6.66	5.11	4.22	3.33	2.89	2.44	1.96	1.07
1.80V/cell	24.41	19.22	13.61	11.45	6.91	5.18	4.32	3.35	3.02	2.68	2.01	1.08
1.75V/cell	25.62	19.53	14.07	11.55	6.93	5.25	4.41	3.36	3.05	2.73	2.01	1.09
1.70V/cell	26.11	19.79	14.48	11.63	6.94	5.30	4.45	3.47	3.06	2.96	2.03	1.10
1.65V/cell	26.73	19.80	14.65	11.68	7.13	5.35	4.46	3.56	3.07	2.97	2.04	1.11
1.60V/cell	26.88	20.16	14.78	11.71	7.30	5.38	4.51	3.65	3.17	3.07	2.05	1.11

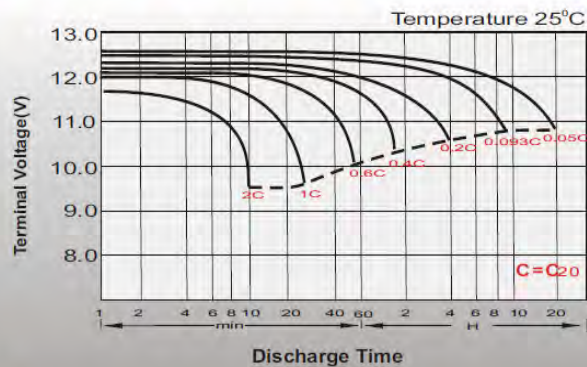
Dimensions

T2 Terminal

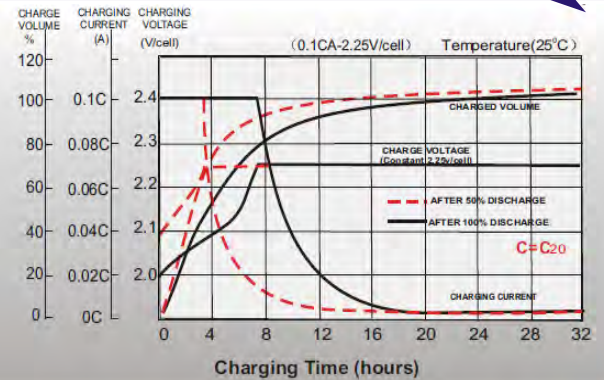
Unit: mm



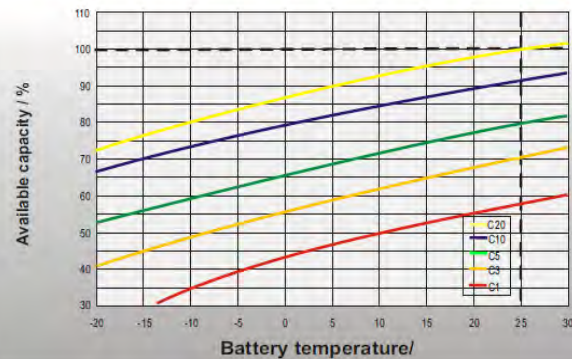
Discharge Characteristics



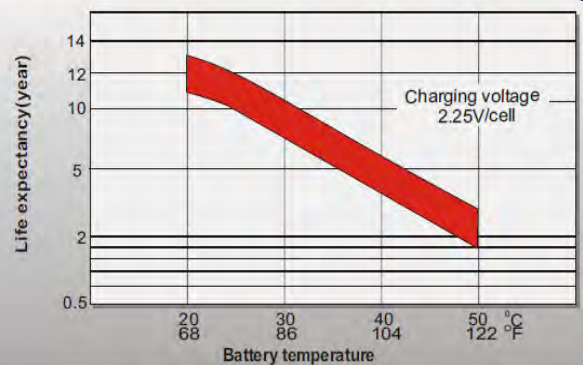
Float Charging Characteristics



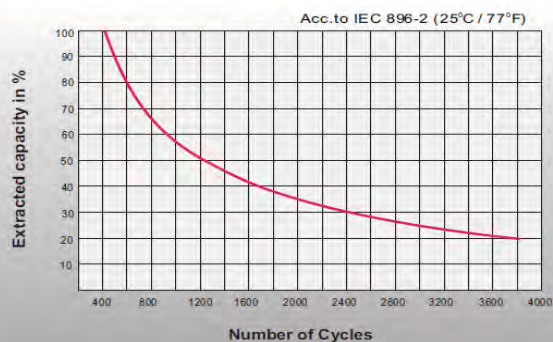
Temperature Effects in Relation to Battery Capacity



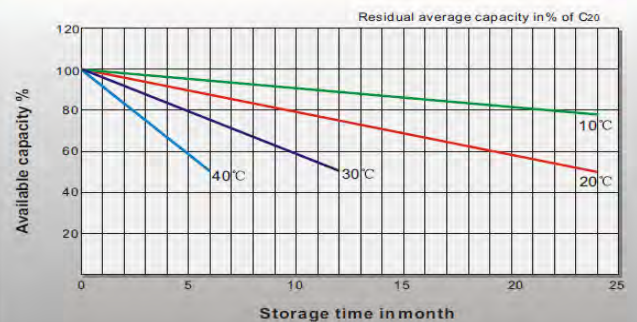
Effect of Temperature on Long Term Float Life



Cycle Life in Relation to Depth of Discharge



General Relation of Capacity VS. Storage Time



Contact